

Minibal du dimanche 14 avril 2024 à Josselin



Le programme général de cette journée est en ligne à l'adresse <https://rscds-bb.fr/fr/minibal-14-4-2024>

1 THE CUPAR JIG J/S32 · 2/4L

John S Trew: *Let's All Dance* · Crib: *E-cribs* · Diagram: *Keith Rose's Diagrams*

- 1- 1c+2c DblFig8, 1c crossing down (1,2)
- 9- R&L
- 17- 1c set | cast off (2c up) ; 2c+1c turn P RH (2,1)
- 25- 2C Promenade (2,1)

THE "CUPAR" JIG		8x32 J or S		
 DOUBLE FIGURE OF 8 ① ②	1 2 RL	S	2 1 T_R	2 1 PROM
John S Trew, <i>Let's All Dance</i>		2C/4C longwise set.		

2 THE DANCING BEES R32 · 3/4L

Roy Goldring: *Graded and Social Dances 1 - 24 Dances* · Crib: *E-cribs* · Diagram: *Keith Rose's Diagrams*


- 1- 1c lead down the middle (2c up) ; turn inward and lead up to face 2W in promhold
- 9- 1c in promhold Rsh Reel3 across with 2c
- 17- 1c Reel3 across with 3c (Lsh to 3W), finish on midline facing P, M above W
- 25- 1c set, petronella to 2pl ; All C turn RH

THE DANCING BEES			8x32 R	
	2 ①	3 ①	2 3 ① - ① 2 ST 3	2 1 3 T_R
Roy Goldring, <i>24 Graded & Social Dances</i>			3C/4C longwise set.	

3 EVERYTHING STOPS FOR TEA S32 · 3/4L

Ronald Mackey · Crib: E-cribs · Diagram: Keith Rose's Diagrams

- 1- 2c, 1c following, lead down {3}, and up, 1c leading {3} | 1c cast (to 2,1,3)
- 9- G-Chain (2c cross to start)
- 17- 1c ½ Fig8 down (cross RH) , repeat up
- 25- Teapots R and L



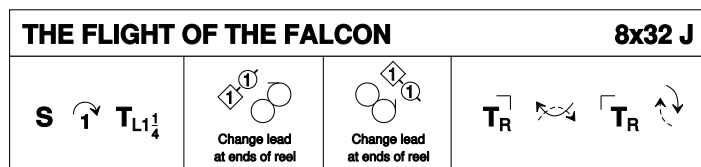
Ronald Mackey, 2005, <http://www.strathspey.org/lists/strathspey%40strathspey.org/t/40340/>

3C/4C longwise set.

4 THE FLIGHT OF THE FALCON J32 · 3/4L

Barry Priddey: Anniversary Tensome · Crib: E-cribs · Diagram: Keith Rose's Diagrams

- 1- 1c set and cast off one (2c up), 1¼ turn LH so 1M (with 1W behind) faces 3W
- 9- 1c lead-change diagonal Reel3 with 1cnrs (Rsh to 3W) (1M & 1W switch lead at each end of the reel), end facing 3M
- 17- Repeat with 2cnrs (start Rsh to 3M), finish facing 1cnrs
- 25- Turn 1cnr RH, pass P Rsh, repeat with 2cnr, cross to (2,1,3) (cnrs turn for 4 bars)



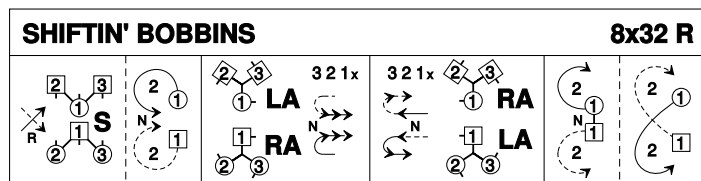
Barry Priddey, Anniversary Tensome

3C/4C longwise set.

5 SHIFTIN' BOBBINS R32 · 3/4L

Roy Clowes: Thirty Popular Dances, Volume Two · Crib: E-cribs · Diagram: Keith Rose's Diagrams

- 1- 1c cross down RH (2c up) to 2plx in DTr position with corners | set as DTr ; cast up, meet and dance down to 2pl in middle
- 9- 2M+1W+3M RHA, **while**{4} 2W+1M+3W LHA ; 1c followed by 2c+3c dance down the middle
- 17- 3c+2c+1c dance up the middle, 3c casting to 3pl, flowing into ; 1W+2M+3M LHA, **while**{4} 1M+2W+3W RHA
- 25- 1c dance to top, cast off one ; ½ Fig8 up round 2c.



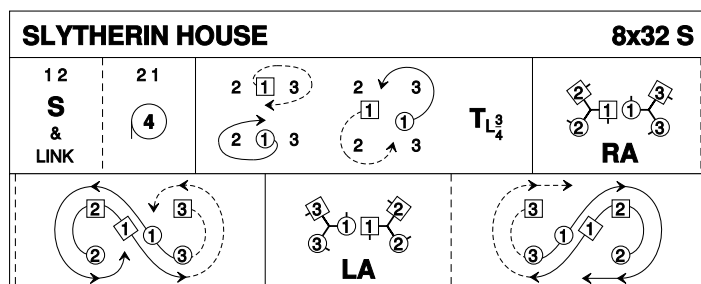
Roy Clowes, Ormskirik Book 6, RSCDS Thirty Popular Dances Vol 2

3C/4C longwise set.

6 SLYTHERIN HOUSE S32 · 3/4L

Chris Ronald: RSCDS LII 3 · Crib: E-cribs · Diagram: Keith Rose's Diagrams

- 1- 1c+2c S&Link ; Circle4 L (2,1,3)
- 9- 1c cast clw round 3cnr, pass Lsh up/down, cast Lsh round 1cnr and turn P LH to midline, M below W
- 17- 2c+1W & 1M+3c RHA ; (Snake) 1W+2W+2M & 1M+3M+3W unwind, pass the other dancers Lsh and loop L to (3,1,2)
- 25- 3c+1M & 1W+2C LHA ; (Snake) 1W+2W+2M & 1M+3M+3W unwind, pass the other dancers Rsh and loop R to (2,1,3)



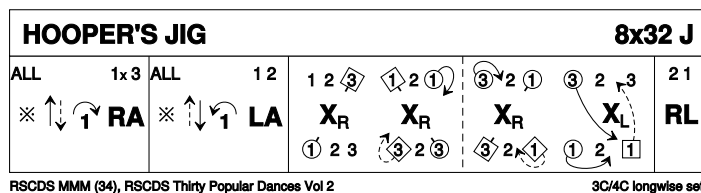
Chris Ronald, 2016, RSCDS Book 52.3

3C/4C longwise set.

7 HOOPER'S JIG J32 · 3/4L

Miss Milligan's Miscellany of Scottish Country Dances · Crib: E-cribs · Diagram: Keith Rose's Diagrams

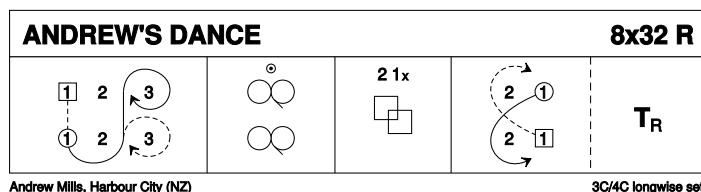
- 1- All clap, 1c cross Rsh and cast off one (2c up) ; 1c+3c RHA
- 9- All clap, 1c cross back Rsh, cast up to own place (2c down) ; 1c+2c LHA
- 17- 1M+3W change places RH | 1W+3M change RH, **while{2}** 1M+3W dance a Rsh loop ; 1M+3W cross back RH **while{2}** 1W+3M loop | 1W+3M cross back LH, 1W to 2pl **while{2}** 1M casts to 2pl (2c up)
- 25- 2c+1c R&L



8 ANDREW'S DANCE R32 · 3/4L

Andrew 'Andy' Mills: The Harbour City · Crib: E-cribs · Diagram: Keith Rose's Diagrams

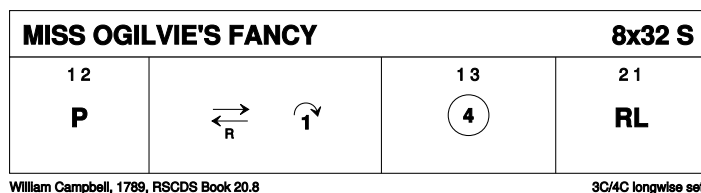
- 1- 1M followed by 1W cast off one, cross below 2M to 2plx ; 1M dances Rsh round 3W **while{4}** 1W dances Rsh round 3M (2c up) (2,1x,3)
- 9- 2c+1c+3c Reels3 on sides (1c Lsh to 2c) (2,1x,3)
- 17- 2c+1c L-Chain
- 25- 1c ½ Fig8 up round 2c ; 1c Turn RH (2,1,3)



9 MISS OGILVIE'S FANCY S32 · 3/4L

William (18C) Campbell: RSCDS XX 8 · Crib: E-cribs · Diagram: Keith Rose's Diagrams

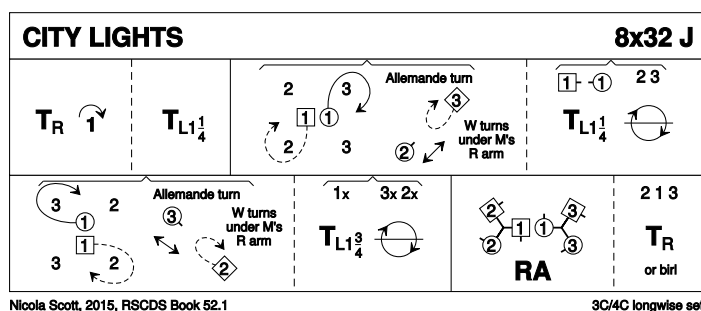
- 1- 1c+2c Poussette (1,2,3)
- 9- 1c lead down the middle and up | cast off (2c up)
- 17- 1c+3c Circle4 and back
- 25- 2c+1c R&L



10 CITY LIGHTS J32 · 3/4L

Nicola Scott: RSCDS LII 1 · Crib: E-cribs · Diagram: Keith Rose's Diagrams

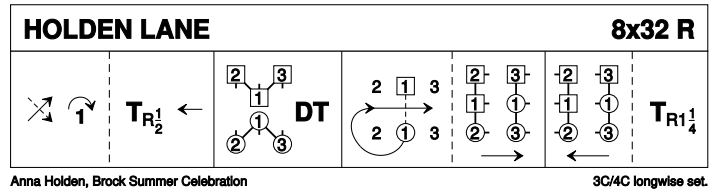
- 1- 1c turn RH | cast (2c up) ; turn LH 1¼ to face 1cnrs (2,1,3)
- 9- "Corners Pass And Allemande Turn R" on 1diag [same figure as Corners Pass And Turn, except that cnrs dance an Allemande Turn to the Right and 1c meet P in centre at end] ; all cnrs chase clw ½ **while{4}** 1c turn LH 1¼ to face 2cnrs[pos] (3x,1,2x)
- 17- Repeat [9-12] on 2diag ; repeat [13-16], 1c finish in centre Lsh to P facing opposite side (2,1,3)
- 25- 1W+2c & 1M+3c RHA (to 2,1,3) ; all turn P RH (or birl) (2,1,3)



11 HOLDEN LANE R32 · 3/4L

Anna Campbell Holden: Brock Summer Celebration · Crib: E-cribs · Diagram: Keith Rose's Diagrams

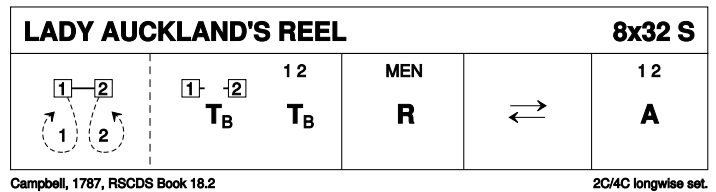
- 1- 1c cross down RH between 2c & 3c | cast off (2c up) ; meet and turn P RH 1/2 | lead up to 2pl centre BtoB into DbITr position
- 9- DbITr. 1M faces out (2,1,3)
- 17- 1c (1M leading) cast up | dance down the middle into lines3 across facing down ; all dance down ;
- 25- All dance up ; 1c turn P RH 1 1/4 (2,1,3)



12 LADY AUCKLAND'S REEL S32 · 2/4L

William (18C) Campbell: RSCDS XVIII 2 · Crib: E-cribs · Diagram: Keith Rose's Diagrams

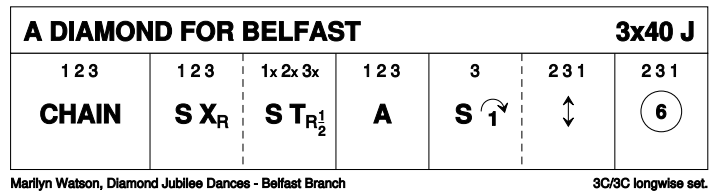
- 1- 1W+2W dance between 1M+2M, cast round partners ; meet close to own side and turn each other BH | the M dance in and all turn partners BH
- 9- 1M+2M repeat
- 17- 1c lead down the middle and up
- 25- 1c+2c Allemande



13 A DIAMOND FOR BELFAST J40 · 3/3L

Marilyn Watson: Diamond Jubilee Dances - Belfast Branch · Crib: E-cribs · Diagram: Keith Rose's Diagrams

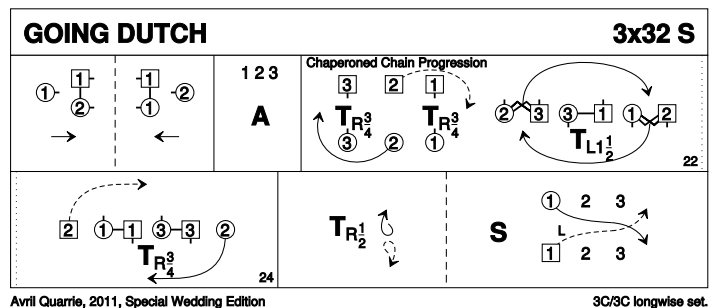
- 1- All G-Chain
- 9- All Set | cross ; Set | Turn RH 1/2 into
- 17- 1c+2c+3c Allemande (3,2,1)
- 25- 3c set | cast (2c up) ; All A&R
- 33- Circle6 and back



14 GOING DUTCH S32 · 3/3L

Avril Quarrie · Crib: E-cribs · Diagram: Keith Rose's Diagrams

- 1- 1W+2M followed by 1M lead down ; 1c followed by 2M lead up and others dance in for
- 9- 1c+2c+3c Allemande, at end 2c curve R to face out on own side (3,2,1)
- 17- 3c+1c turn RH 3/4 while{2} 2c cast R | 2c pick up 3W&1M and promenade clw 1/2 while{4} 3M+1W turn LH 1 1/2 | 1c+3c turn 3/4 RH while{2} 2c dance to 2pl (1,2,3)
- 25- 1c turn RH 1/2 and cast away to 1plx ; set to P and cross down (2c+3c up) to (2,3,1)



15 THE HIGHLAND RAMBLER R40 · 3/4L

Roy Goldring: *Thirty Popular Dances, Volume Two* · Crib: *E-cribs* · Diagram: *Keith Rose's Diagrams*

- 1- 1c long cast to 2pl (2c up on [3-4] ;
1c+3c RHA (2,1,3)
- 9- 2c+1c LHA, 1W faces out ; 1W
followed by 1M cast up round 2W and
down the middle of set, 1W between
3c and 1M between 2c, all facing down
- 17- In lines of 3 down the middle (all swivel R) and up
- 25- 1M followed by 1W dance up, cast round 2W and into 2pl ; 1c turn RH
- 33- Circle6 and back

