



RSCDS Breton Branch

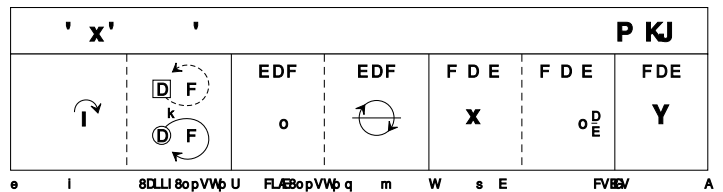
The RSCDS Breton Branch (RSCDS-BB) is organising their first international ball in Josselin (Morbihan) from **Friday 15th until Sunday 17th September 2023**.

- Details at <https://rscds-bb.fr/en/ball-2023/ball-programme>
- Registration form at <https://rscds-bb.fr/en/ball-2023/pre-registration-for-the-ball>

1 JOIE DE VIVRE J32 · 3/4L

Irene van Maarseveen: RSCDS XXXIX 2 · Crib: E-cribs · Diagram: Keith Rose's Diagrams

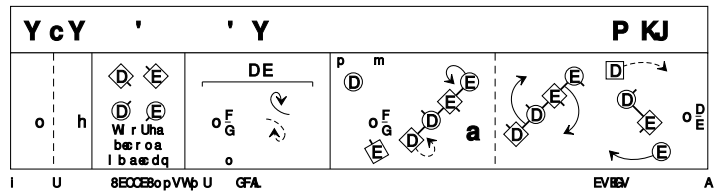
- 1- 1c set | cast (2c up) ; dance between 3c and cast up to (2,1,3)
- 9- All turn P RH to sidelines ; all chase clw half round (to 3x,1x,2x)
- 17- All dance BtoB ; all set | all ½ RH turn into
- 25- 3c+1c+2c Allemande (2,1,3)



2 A CASTLE IN THE AIR R32 · 2/4L

Minnie Bänninger: RSCDS XLIII 9 · Crib: E-cribs · Diagram: Keith Rose's Diagrams

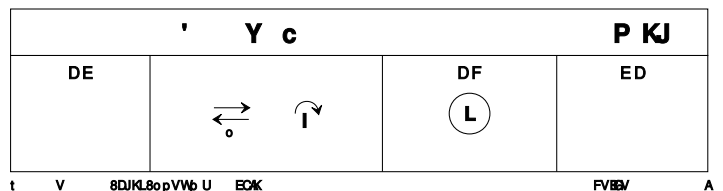
- 1- 1c turn RH ; Turn LH
- 9- 1c+2c DbIFig8 across, to start 1c cross down, 2c dance up
- 17- 1c+2c Turn P RH ¾ and face P up/dn holding RH | set ; dance to opposite sides & swivel R | set (1x,2x)
- 25- "Spiral Progression" [1M+2W turn RH to join LH with P | BiL on 1diag , on 2nd PdB 1W+2M swivel L to face clw, NHJ with P ; line turns ¼ clw | "outers" (1W+2M) dance to next place **while{2}** "inners" (1M+2W) continue turn to finish opposite P (2,1)



3 MISS OGILVIE'S FANCY S32 · 3/4L

William (18C) Campbell: RSCDS XX 8 · Crib: E-cribs · Diagram: Keith Rose's Diagrams

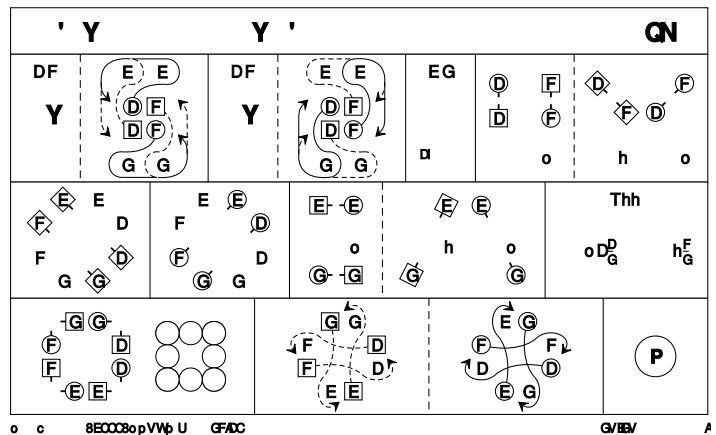
- 1- 1c+2c Pousette (1,2,3)
- 9- 1c lead down the middle and up | cast off (2c up)
- 17- 1c+3c Circle4 and back
- 25- 2c+1c R&L



4 THE ARGYLL SQUARE J96 · 4S

Roy Goldring: RSCDS XLIII 10 · Crib: E-cribs · Diagram: Keith Rose's Diagrams

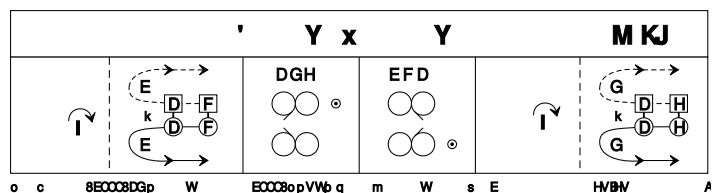
- 1- 1c+3c RHA ; from the middle 1M/1W dance Lsh round 2W/2M and both cast L, 1W leading, to own places (3c doing likewise with 4c)
- 9- 1c+3c LHA and repeat figure mirrored (1c/3c round 4c/2c, Rsh)
- 17-32 2c+4c repeat [1-16] (all to own places)
- 33- 1c+3c set to P | change places RH ; 1W+3W change places LH | 1M+3M change places RH
- 41- All W R&L on the diagonal, to start 1W change with 2W and 3W with 4W
- 49- All M R&L on the other diagonal, to start 1M change with 4M and 3M with 2M
- 57- 2c+4c repeat [33-40] 2M+4M remain facing out (to 3,4,1,2, M facing out)
- 65- All C turn RH 1¼ (W finish backs to centre) ; set to P | turn LH ¾ to face cnr
- 73- All dance interlocking Reels4 (round cnr Rsh, pass P Lsh, round other cnr Rsh, the M finish in place)
- 81- All W dance a curve in front of cnr and behind the M opposite to original place ; All M dance as curve in front of their new cnr and behind P to original place (1,2,3,4)
- 89- All Circle8 and back



5 MISS JOHNSTONE OF ARDROSSAN R32 · 5/5L

Roy Goldring: Thirty Popular Dances, Volume Two · Crib: E-cribs · Diagram: Keith Rose's Diagrams

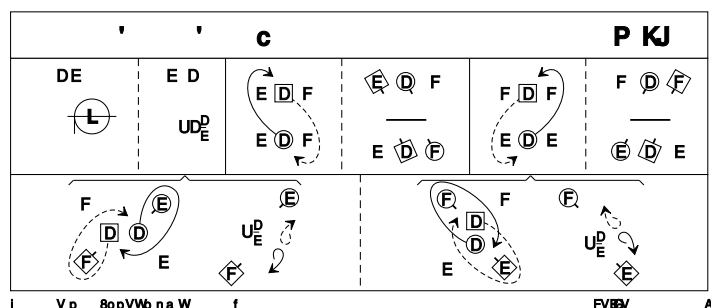
- 1- 1c set | cast off (2c up) ; 1c followed by 3c dance up and cast round 2c to (2,3,1,4,5)
- 9- 1c+4c+5c mirror Reels3, 1c cross down to enter, 4c start out and up (2,3,1x,4,5)
- 17- 2c+3c+1c mirror Reels3, 1c cross up to enter, 3c start out and down
- 25- 1c set | cast off to 4pl (4c up) ; 1c followed by 5c dance up and cast round 4c to (2,3,4,5,1)



6 MIST O'ER THE LOCH S32 · 3/4L

Mervyn C Short: QE Diamond Jubilee Dances · Crib: E-cribs · Diagram: Keith Rose's Diagrams

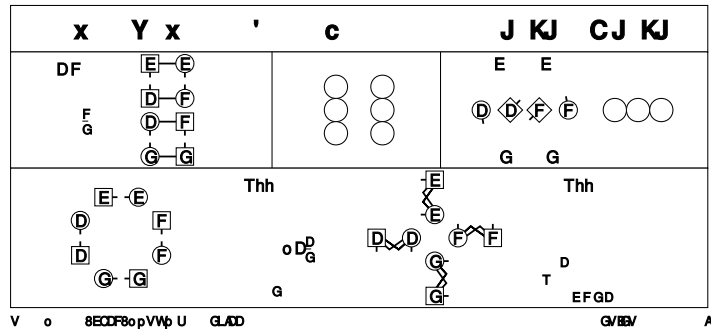
- 1- 1c+2c set | Circle 4 L ½ ; turn P BH 1½ (2,1,3)
- 9- 1c ½ Fig8 L (i.e. M up) ; ½ diagonal R&L to the L (with 4cnrs)
- 17- 1c ½ Fig8 R (i.e. W up); ½ diagonal R&L to the R (with 3cnrs) (3x,1,2x) 1c face 1cnr
- 25- 1c+1cnrs pass, cnrs turn BH ½, and cast away as 1c pass Rsh ; repeat with 2cnrs (to 2,1,3)



11 MACDONALD OF KEPPOCH M128 · 4S

Chris Ronald: RSCDS XLIX 11 · Crib: E-cribs · Diagram: Keith Rose's Diagrams

- 1- 1c+3c $\frac{3}{4}$ R&L to BtoB facing sides | all set
- 9- Parallel Reels4 across, 1c+3c only do half the last Lsh pass, to end in a line up and down the set
- 17- 1c+3c Lsh Reel4, 1W+3W pass Rsh in middle to start, to finish in original places
- 25- All set to P | all turn P RH $1\frac{1}{4}$ | all in promhold chase cclw $\frac{1}{4}$ (2,3,4,1)

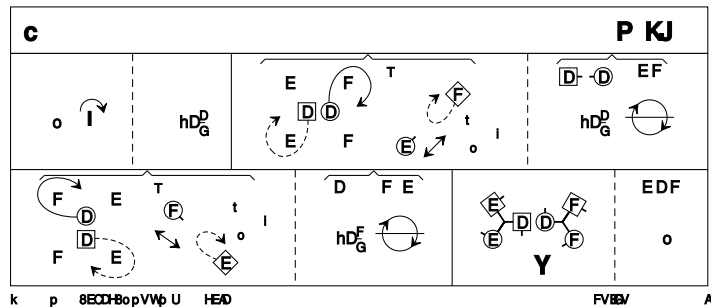


The first two turns are in Strathspey time, the second two are in Reel time.

12 CITY LIGHTS J32 · 3/4L

Nicola Scott: RSCDS LII 1 · Crib: E-cribs · Diagram: Keith Rose's Diagrams

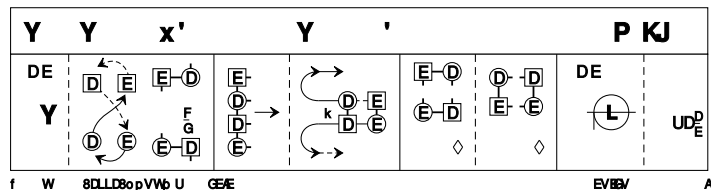
- 1- 1c turn RH | cast (2c up) ; turn LH $1\frac{1}{4}$ to face 1cnrs (2,1,3)
- 9- "Corners Pass And Allemande Turn R" on 1diag [same figure as Corners Pass And Turn, except that cnrs dance an Allemande Turn to the Right and 1c meet P in centre at end] ; all cnrs chase clw $\frac{1}{2}$ **while{4}** 1c turn LH $1\frac{1}{4}$ to face 2cnrs[pos] (3x,1,2x)
- 17- Repeat [9-12] on 2diag ; repeat [13-16], 1c finish in centre Lsh to P facing opposite side (2,1,3)
- 25- 1W+2c & 1M+3c RHA (to 2,1,3) ; all turn P RH (or birl) (2,1,3)



13 ANNA HOLDEN'S STRATHSPEY S32 · 2/4L

John Drewry: RSCDS XLII 2 · Crib: E-cribs · Diagram: Keith Rose's Diagrams

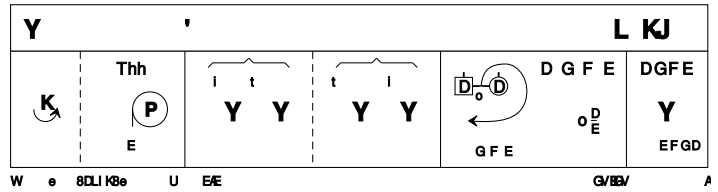
- 1- 1c+2c RHA (2c face out) ; 1c cross down, **while{2}** 2c cast up | 1M+2W & 2M+1W Turn $\frac{3}{4}$ easy hand to line4 across facing down (1c between 2c)
- 9- All dance down, on [12] 1c turns in and 2c meets, all NHJ ; 1c+2c dance up | 1c cast off to 2plx, **while{2}** 2c dance to 1pl (loop is usual)
- 17- All set | "petronella in tandem" ; repeat (to 1,2x)
- 25- All set | $\frac{1}{2}$ Circle4 Left ; 1c turn BH $1\frac{1}{2}$ to 2pl.



17 ALISON ROSE S32 · 4/4L

Derek Ivory: Imperial Book of Scottish Country Dances - Volumes 1-3 · Crib: E-cribs · Diagram: Keith Rose's Diagrams

- 1- 1c lead down the middle and loop up into 4pl (2c+3c+4c up on [3-4]) ; all set | Circle8 L for two places
- 9- All M (at top) LHA **while{4}** all W (below) RHA ; Continue both HA, but as each couple meets (order 1,4,3,2) they cross to the other wheel (W pass in front)
- 17- As couples meet again the W join RH with P, the M dancing as if still in RHA, and (1c leading) unwind and lead up the middle and out to opposite sidelines {6} | all turn P RH ½ into
- 25- 1c+4c+3c+2c Allemande (to 2,3,4,1)

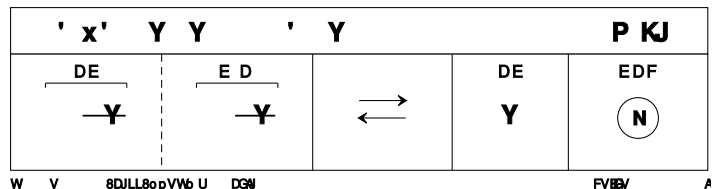


"Easier version" for [17-20]: As couples meet the W join NH with P who maintain RHA (continue as described)

18 THE DEIL AMANG THE TAILORS R32 · 3/4L

RSCDS XIV 7 · Crib: E-cribs · Diagram: Keith Rose's Diagrams

- 1- 1c+2c set, ½ RHA ; set, ½ LHA
- 9- 1c lead down the middle and up, 2c step in for
- 17- 1c+2c Allemande
- 25- 2c+1c+3c circle6 and back.

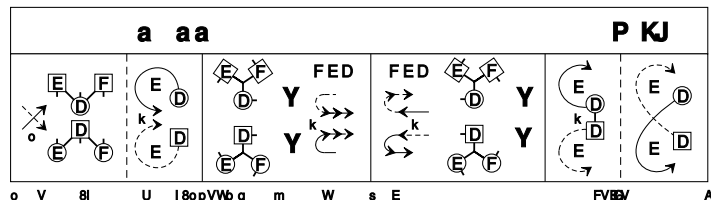


----- EXTRAS -----

19 SHIFTIN' BOBBINS R32 · 3/4L

Roy Clowes: Thirty Popular Dances, Volume Two · Crib: E-cribs · Diagram: Keith Rose's Diagrams

- 1- 1c cross down RH (2c up) to 2plx in DTr position with corners | set as DTr ; cast up, meet and dance down to 2pl in middle
- 9- 2M+1W+3M RHA, **while{4}** 2W+1M+3W LHA ; 1c followed by 2c+3c dance down the middle
- 17- 3c+2c+1c dance up the middle, 3c casting to 3pl, flowing into ; 1W+2M+3M LHA, **while{4}** 1M+2W+3W RHA
- 25- 1c dance to top, cast off one ; ½ Fig8 up round 2c.



20 THE WATERNISH TANGLE J32 · 3/4L

Andrea Barfoot: The Skye Collection Vol 2 · Crib: E-cribs · Diagram: Keith Rose's Diagrams

- 1- 1c cross down RH (2c up) | set ; cross down LH (3c up) set (2,3,1)
- 9- 1c cross RH | change pl. LH on sideline (2,1x,3) ; 2c+1c ½R&L, with extra ¼ turn into line across, W in the middle
- 17- The Targe [1W+2W turn RH ¾ as 1M+2M chase ¼ cclw onto midline | middles turn ends LH ; repeat, finish (2,1x,3)]
- 25- 1c cross down LH between 3c and cast up ; dance up between 2c and cast off (2,1,3)

